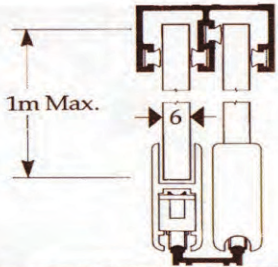


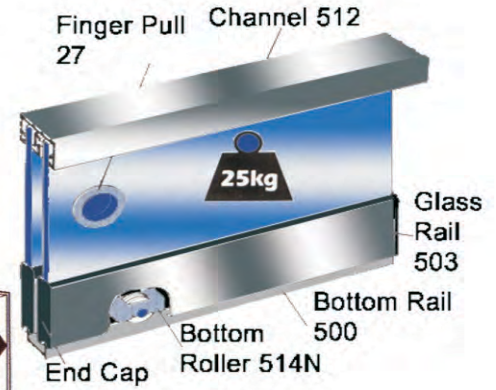
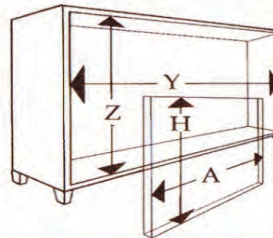


SA Sliding Door Sales

ZURICH



Z12/2 Y= 1200 A = 1m² 25kg
 Z15/2 Y= 1500 A = 1m² 25kg
 Z18/2 Y= 1200 A = 1m² 25kg



$$A = \frac{1}{2} Y + 16$$

$$H = Z - 30$$

